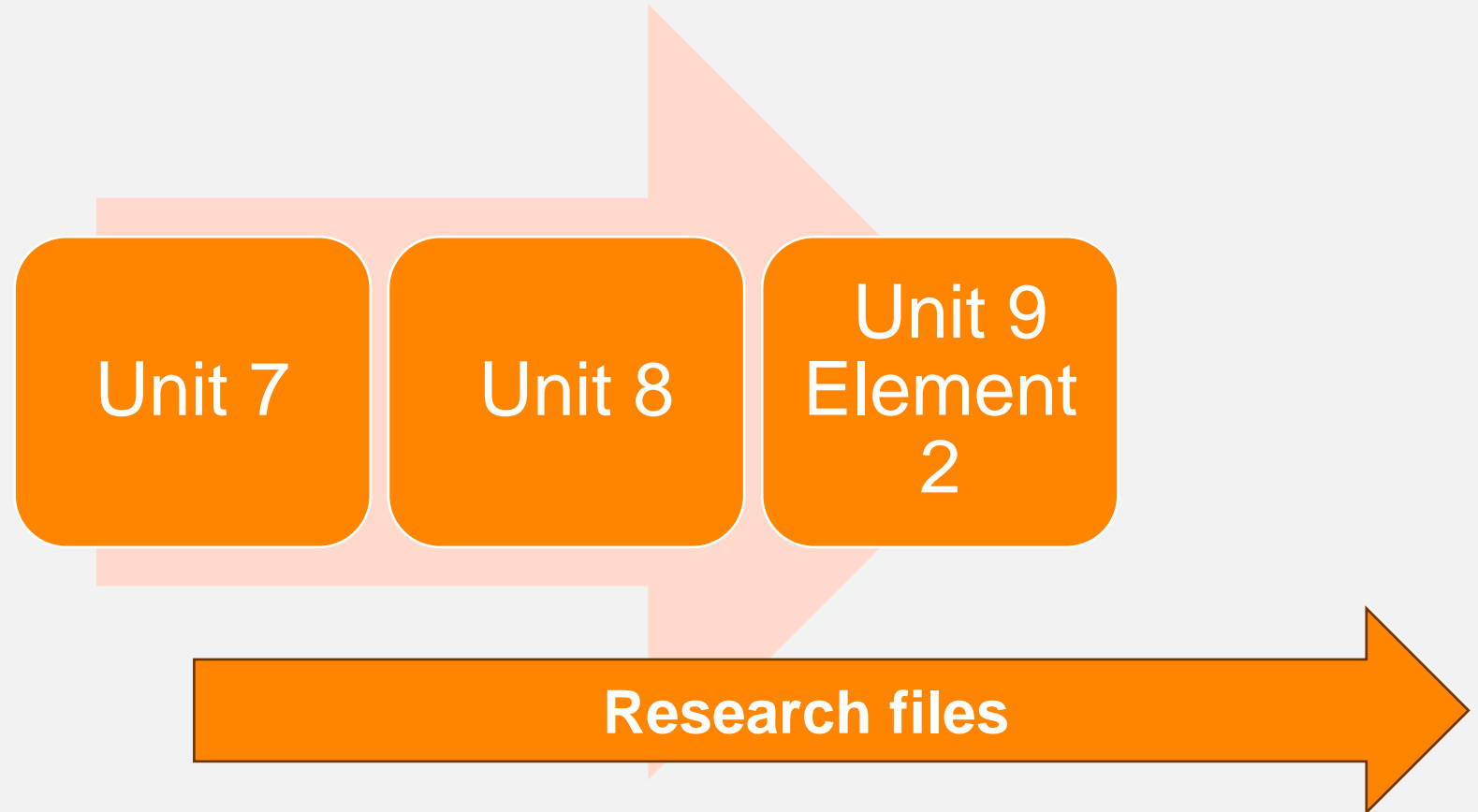


Research Skills

BA Fine Art Y2 2025

Research and Referencing

Building Skills



Video tutorials

On the Unit 7 Moodle Page



- Library Welcome Refresher
- Research Skills
- Referencing

Contents

- Getting started with your research
 - Search terms / keywords
- Library resources
 - why use the library for your research?
 - getting results with the library catalogue
 - Bibliographies (reading lists)
- Reading for research
- Referencing
 - cite them right online

What are search terms

key words that summarise your idea

basics :

'art', 'artists' or 'photography', 'sculpture',
or 'aesthetic'

social terms :

'class' or 'race' or 'gender', 'community' or
'identity', 'nationality', 'sexuality'

artist names or art movements :

'abstract', 'surrealist', 'Ofili' or 'Emin'



Search terms : synonyms

The screenshot shows the UAL library search interface. At the top, the 'ual:' logo is on the left, and a search bar contains 'Art Activism'. Below the search bar, a link for 'Catalogue advanced search' is visible. The main content area shows 'Your search returned 2264 results.' with a pagination bar indicating page 1 of 114. On the left, a 'Refine your search' sidebar lists categories like Authors, Format, Home libraries, Item types, Topics, and Date range. The search results list includes a book titled 'Art activism for an anticolonial future / Carlos G. Garrido Castellano, Carlos [author.]' with details about the series and publisher.

- *Synonyms : words or phrases that mean the same as another word or phrase in the same language*
- Library search, our catalogue, responds to exact word matches. Expanding your search terms helps you find more research resources.

Search terms : avoiding over-specificity



Image freepik



Image freepik



Image freepik

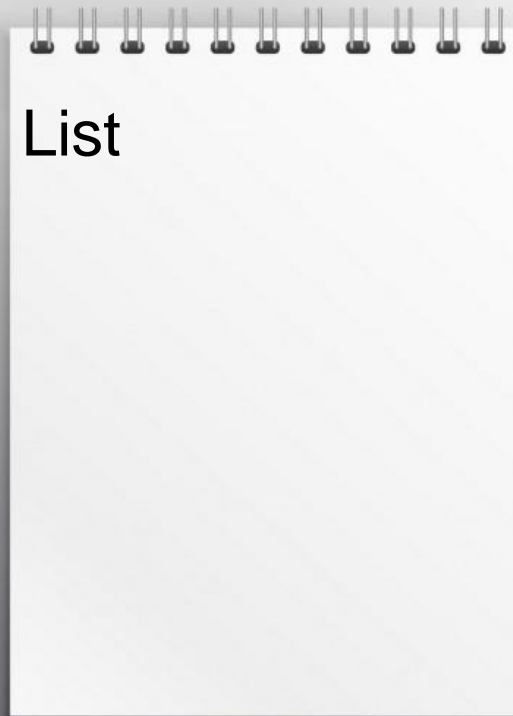
Demonstration : Search Terms

My list of search terms / key words

Include basics

Include social terms


Include artists and /or
art movements



[Image freepik](#)

Why use the library for your research?

- Support your work by using credible academic sources to show *your research level*.
- Show that you have *researched widely* by using different types of sources including both recognised published authors *and* contemporary web-sources or outsider voices.
- Get access to material that is not accessible by searching on Google, including *subscriber paid content*.
- Maximise *your marking* potential.



Using library search for key words help

Take a minute to find the library search page on your phone or device

<https://libsearch.arts.ac.uk/>

or search 'UAL library search'



Getting results with the library catalogue

Use combinations of 2 or 3 terms at a time to search the UAL catalogue for books

Play with different combinations and your synonyms - scan the titles

Eliminate connecting words and avoid being over specific



Library search help demonstration

ual:

Library ChatHelpSession folderListsLog in

Search Cataloguecommunity elderly artAll libraries

Catalogue advanced search | Articles Plus advanced search

Library Search Home / Advanced search / Results of search for 'community elderly art'

Refine your search

Authors

Format

Home libraries

Item types

Topics

Date range

Your search returned 6 results.

Sort by:Relevance

Unhighlight | Select all | Clear all | Select titles to: Add to... Save Reserve

New item suggestion

☐ **Cross-generation art in Bristol [electronic resource].**
by Alexander Street Press [supplier.] | Available Light Productions [producer.]
Series: Community cohesion
Publisher: [England] : Teachers TV/UK Department of Education, 2008

UAL bibliographies

- The Edit Fine Art
- Fine Art Practice History and Theory Bibliography
- Whitechapel Documents of Contemporary Art



Reading for research



Image freepik

- Start with 2-4 books closely aligned with your research idea
- Skim read the introduction and conclusion chapters for the positionality of the book.
- Use the chapter listing or index to find relevant sections of text; read some paragraphs selectively to analyse and to source your quotes and citations.
- You are unlikely to have time to read whole books cover to cover, come back to favourites later.
- Note your page numbers!

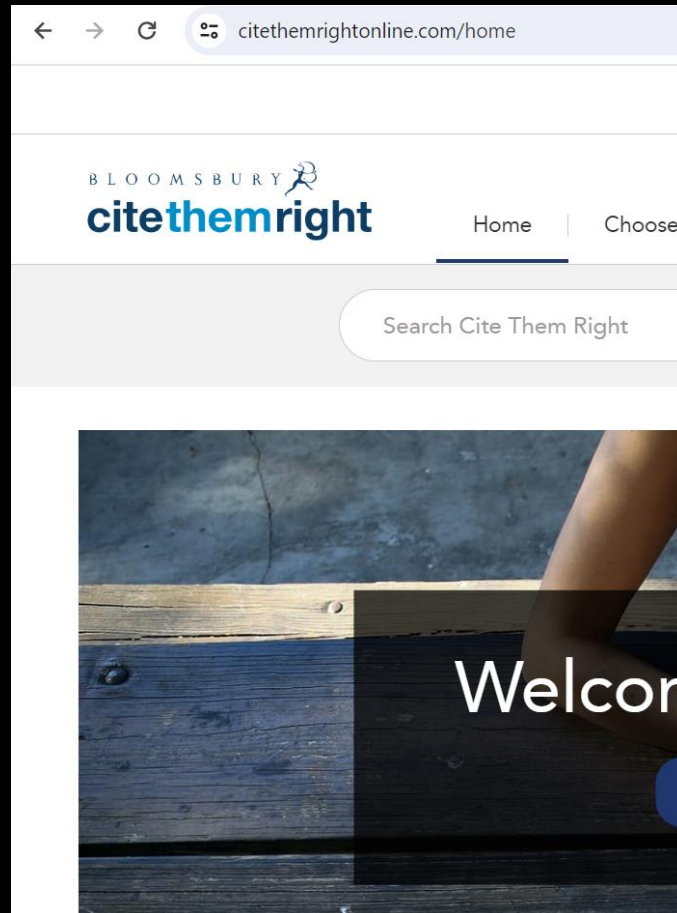
Why use quotes and citations?

- Quotes and citations help to emphasise a point.
- It is good practice to actively look to quote and cite from others' work
- Showing a breadth of research sources (including books!).
- As creators acknowledging others' work and influence is important and ethical.
- Referencing is evidence of your research and analysis. Academic writing is not all about your opinions : investigate your ideas and discuss different perspectives.

Cite them right online

UAL uses *Harvard* referencing.

Always use *Cite Them Right Online*, you have access through your library account.



Drop-in support

Details on the Unit 7 Moodle Page

Library : How to Research, Wednesday 26th Feb, 11am–12pm, with Vanessa and Beth

Writing Cafes in the Learning Zone with Academic Support

Thank you

Grace O'Driscoll

Academic Support Librarian, Fine Art

g.odriscoll@arts.ac.uk

arts.ac.uk